

KEDIA ADVISORY



DAILY BULLION REPORT

20 Jun 2024

- BULLDEX
- GOLD
- SILVER



Kedia Stocks & Commodities Research Pvt. Ltd.

Research Advisory | White Labelling | Digital Marketing



BULDEX SNAPSHOT

Commodity	Expiry	Open	High	Low	Close	% Change
MCXBULLDEX	26-Jun-24	18475.00	18534.00	18458.00	18516.00	0.18
MCXBULLDEX	25-Jul-24	18548.00	18550.00	18525.00	18536.00	-0.40

BULLION SNAPSHOT

Commodity	Expiry	Open	High	Low	Close	% Change
GOLD	5-Aug-24	71740.00	71886.00	71610.00	71732.00	-0.01
GOLD	4-Oct-24	71898.00	72148.00	71881.00	72027.00	0.03
GOLDMINI	5-Jul-24	71534.00	71639.00	71405.00	71519.00	0.02
GOLDMINI	5-Aug-24	71719.00	71900.00	71650.00	71781.00	0.03
SILVER	5-Jul-24	88960.00	89519.00	88710.00	89475.00	0.44
SILVER	5-Sep-24	91000.00	91592.00	90717.00	91539.00	0.43
SILVERMINI	28-Jun-24	88849.00	89248.00	88631.00	89212.00	-9.16
SILVERMINI	30-Aug-24	91141.00	91542.00	90790.00	91501.00	7.24

OPEN INTEREST SNAPSHOT

Commodity	Expiry	% Change	% Oi Change	Oi Status
MCXBULLDEX	26-Jun-24	0.18	-2.45	Short Covering
MCXBULLDEX	25-Jul-24	-0.40	22.73	Fresh Selling
GOLD	5-Aug-24	-0.01	0.41	Fresh Selling
GOLD	4-Oct-24	0.03	4.13	Fresh Buying
GOLDMINI	5-Jul-24	0.02	-2.21	Short Covering
GOLDMINI	5-Aug-24	0.03	0.48	Fresh Buying
SILVER	5-Jul-24	0.44	-1.17	Short Covering
SILVER	5-Sep-24	0.43	6.72	Fresh Buying
SILVERMINI	28-Jun-24	0.31	-9.16	Short Covering
SILVERMINI	30-Aug-24	0.39	7.24	Fresh Buying

INTERNATIONAL BULLION SNAPSHOT

Commodity	Open	High	Low	Close	% Change
Gold \$	2328.57	2335.03	2323.94	2329.48	0.37
Silver \$	29.54	29.80	29.35	29.77	2.22

RATIOS

Ratio	Price	Ratio	Price	Ratio	Price
Gold / Silver Ratio	80.17	Silver / Crudeoil Ratio	13.29	Gold / Copper Ratio	83.94
Gold / Crudeoil Ratio	10.65	Silver / Copper Ratio	104.70	Crudeoil / Copper Ratio	7.88

Important levels for Jewellery/Bullion Dealers



Booking Price for Sellers	Booking Price for Buyers
72042.00	71422.00
72252.00	71212.00



Booking Price for Sellers	Booking Price for Buyers
90195.00	88755.00
90955.00	87995.00



Booking Price for Sellers	Booking Price for Buyers
83.61	83.25
83.83	83.03




Booking Price for Sellers	Booking Price for Buyers
2349.70	2324.40
2362.60	2311.50



Booking Price for Sellers	Booking Price for Buyers
30.59	29.77
30.90	29.46

Click here for download Kedia Advisory **Special Research Reports**



Technical Snapshot



BUY GOLD AUG @ 71500 SL 71300 TGT 71800-72000. MCX

Observations

Gold trading range for the day is 71470-72020.

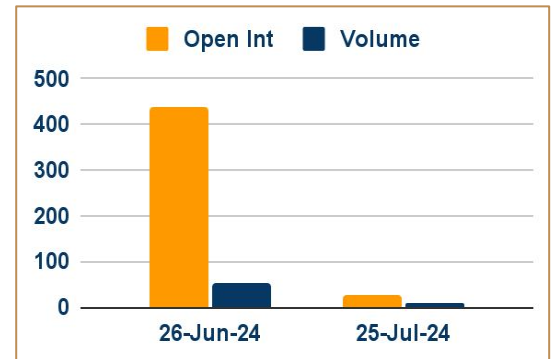
Gold steadied after data lacklustre U.S. economic activity

U.S. retail sales barely rose in May and figures for the prior month were revised considerably lower, data showed.

The odds of a Federal Reserve rate cut in September to 67% from 61% a day earlier, the CME FedWatch tool showed.

The more immediate focus, is on the U.S. weekly jobless claims data on Thursday and flash purchasing managers' indexes on Friday.

OI & Volume



Spread

GOLD OCT-AUG	295.00
GOLDMINI AUG-JUL	262.00

Trading Levels

Commodity	Expiry	Close	R2	R1	PP	S1	S2
GOLD	5-Aug-24	71732.00	72020.00	71880.00	71745.00	71605.00	71470.00
GOLD	4-Oct-24	72027.00	72290.00	72160.00	72020.00	71890.00	71750.00
GOLDMINI	5-Jul-24	71519.00	71755.00	71635.00	71520.00	71400.00	71285.00
GOLDMINI	5-Aug-24	71781.00	72025.00	71900.00	71775.00	71650.00	71525.00
Gold \$		2329.48	2340.09	2334.06	2329.00	2322.97	2317.91

Technical Snapshot

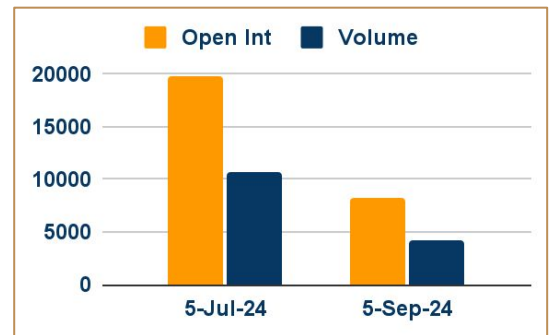


BUY SILVER JUL @ 89000 SL 88400 TGT 89700-90500. MCX

Observations

- Silver trading range for the day is 88425-90045.
- Silver gains as lacklustre U.S. economic activity fuelled expectations that Fed would cut interest rates this year.
- Dollar fluctuated due to lackluster US economic activity in Q2.
- Fed officials stressed commitment to based on incoming economic data.
- New York Federal Reserve President John Williams stated gradual interest rate reduction as inflation eases.

OI & Volume



Spread

SILVER SEP-JUL	2064.00
SILVERMINI AUG-JUN	2289.00

Trading Levels

Commodity	Expiry	Close	R2	R1	PP	S1	S2
SILVER	5-Jul-24	89475.00	90045.00	89760.00	89235.00	88950.00	88425.00
SILVER	5-Sep-24	91539.00	92160.00	91855.00	91285.00	90980.00	90410.00
SILVERMINI	28-Jun-24	89212.00	89650.00	89430.00	89030.00	88810.00	88410.00
SILVERMINI	30-Aug-24	91501.00	92030.00	91770.00	91280.00	91020.00	90530.00
Silver \$		29.77	30.09	29.93	29.64	29.48	29.19

Gold steadied after data suggesting lacklustre U.S. economic activity kept alive hopes for at least one interest rate cut this year. U.S. retail sales barely rose in May and figures for the prior month were revised considerably lower, data showed, suggesting economic activity remained lacklustre in the second quarter. That slightly boosted the odds of a Federal Reserve rate cut in September to 67% from 61% a day earlier, the CME FedWatch tool showed.

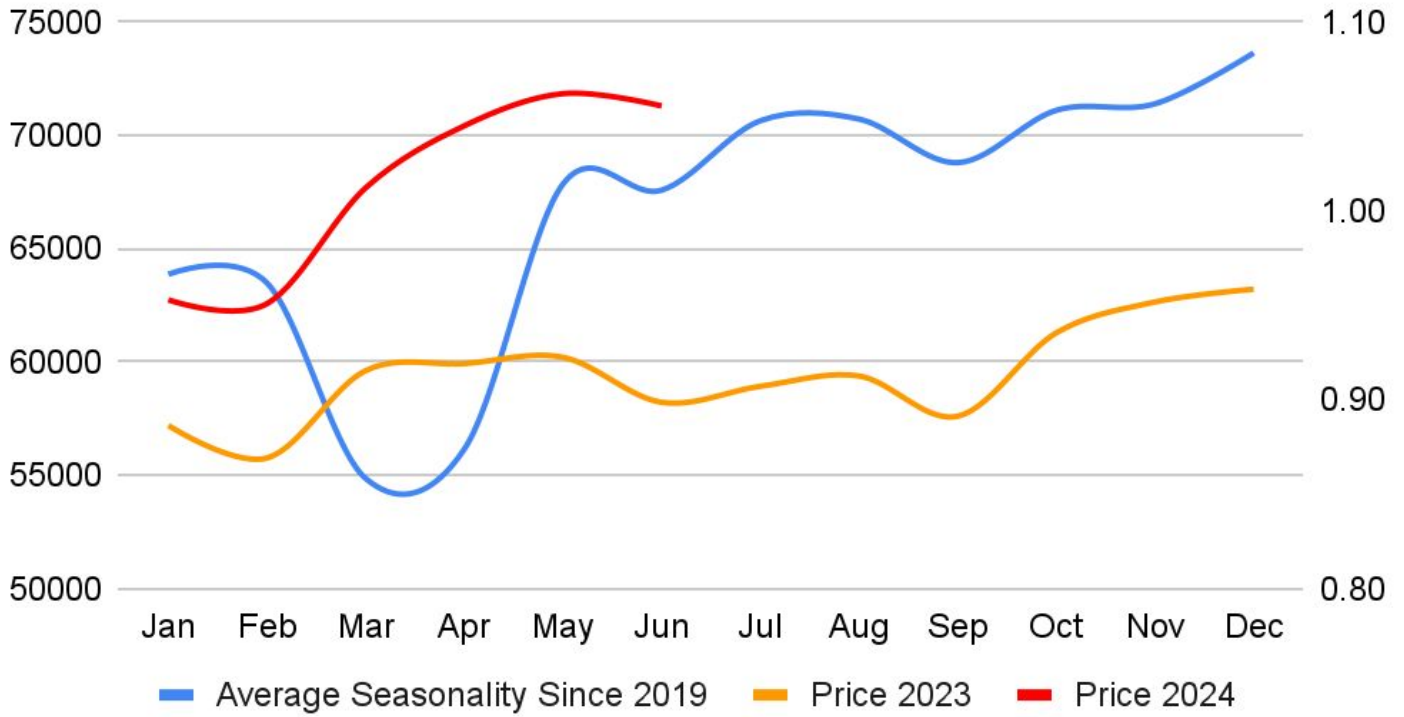
India demand tepid, China premiums dip on elevated prices - Gold demand in India remained tepid despite a recent correction in prices, as buyers postponed purchases in the absence of any major festivals, while premiums in top consumer China slid on weak consumer sentiment and elevated spot prices. Indian dealers offered a discount of up to \$10 an ounce over official domestic prices, versus last week's discount of \$14. The wedding season is nearly over so jewellers are not in a hurry to replenish inventories. In China, dealers charged premiums of \$18-\$26 per ounce over international spot prices this week compared with \$27-\$32 last week. Top consumer China's central bank held off gold purchases for its reserves last month after 18 months of consecutive buying, official data showed last week. Gold was sold at par to \$2.10 premiums in Singapore and at par to \$2 premiums in Hong Kong. In Japan, bullion was sold at \$0.25-\$0.50 premiums, unchanged from last week.

China's April net gold imports via Hong Kong fall 38% m/m - China's net gold imports via Hong Kong slumped 38% in April from the previous month, Hong Kong Census and Statistics Department data showed. The drop comes as elevated prices and economic challenges prompted a reduction in import quotas by the central bank, which is focused on stabilizing the yuan. Net imports into the world's top gold consumer stood at 34.575 metric tons in April, compared with 55.836 metric tons in March, data showed. Total gold imports via Hong Kong were down about 32% at 43.261 metric tons.

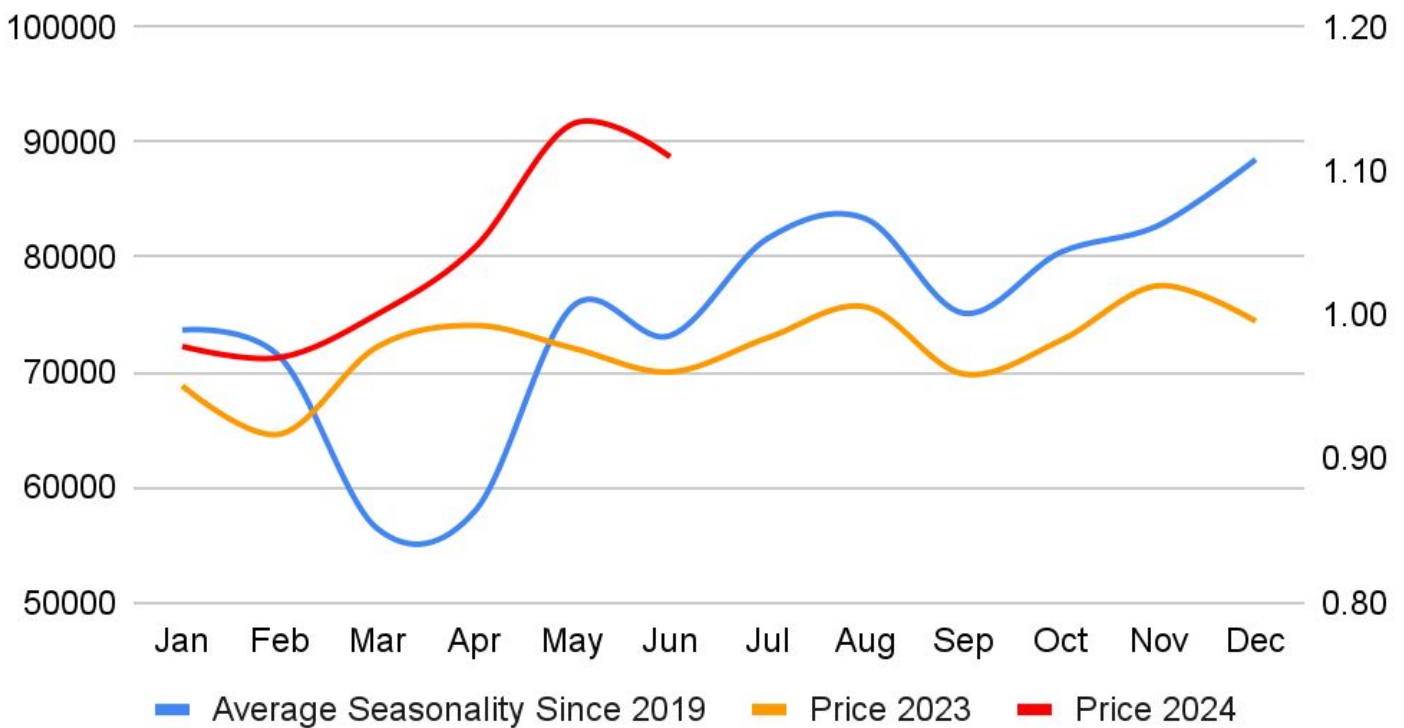
India's gold imports seen falling as record price prompts jewellery swaps - India's gold imports in 2024 could fall by nearly a fifth from the previous year, as record high prices spur retail consumers to exchange old jewellery for new items. Lower imports by India, the world's second biggest consumer of the precious metal, could cap a rally that carried global prices to a record. In the March quarter, scrap supplies jumped 10% from a year ago to 38.3 tons, data from the World Gold Council showed. India imported 744 metric tons of gold in 2023. Jewellery demand accounts for three-quarters of the total demand, while investment demand makes up the rest.

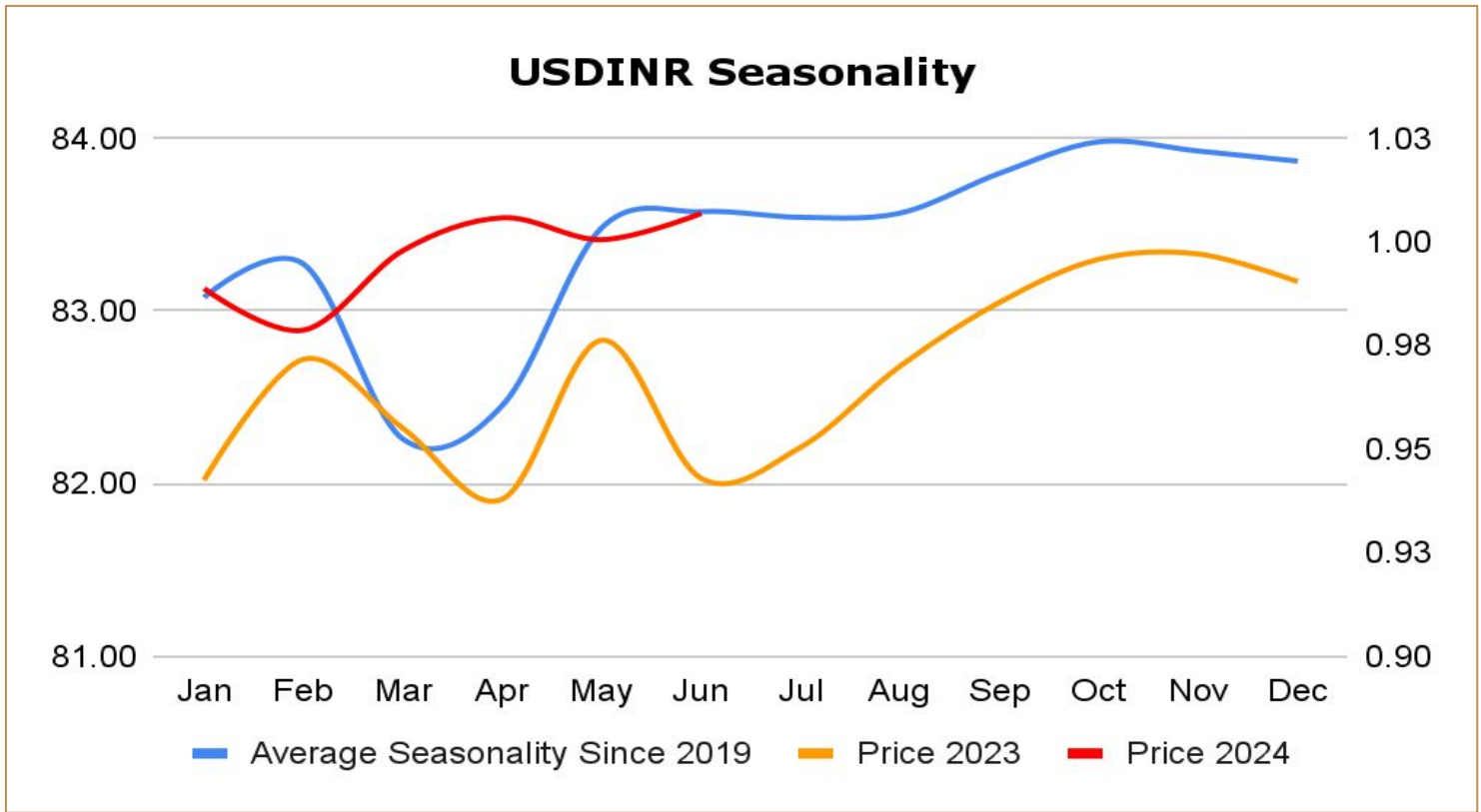
China PBOC Buys Gold for 17th Month as Prices Hit Record - China's central bank purchased gold for its reserves for a 17th consecutive month in March, extending a buying spree that has helped the precious metal surge to a record. The People's Bank of China's gold held rose 0.2% to 72.74 million troy ounces, the smallest increase in the run of monthly purchases since November 2022. Gold has been on a tear in the past two months, hitting records on expectations of lower US interest rates. China's official reserve assets rose to the highest since November 2015, and foreign exchange reserves rose to \$3.2457 trillion.

Gold Seasonality



Silver Seasonality





Weekly Economic Data

Date	Curr.	Data
Jun 17	USD	Empire State Manufacturing Index
Jun 18	EUR	Final Core CPI y/y
Jun 18	EUR	Final CPI y/y
Jun 18	EUR	ZEW Economic Sentiment
Jun 18	EUR	German ZEW Economic Sentiment
Jun 18	USD	Core Retail Sales m/m
Jun 18	USD	Retail Sales m/m
Jun 18	USD	Industrial Production m/m
Jun 18	USD	Capacity Utilization Rate
Jun 19	EUR	Current Account
Jun 19	USD	NAHB Housing Market Index
Jun 20	EUR	German PPI m/m
Jun 20	USD	Unemployment Claims

Date	Curr.	Data
Jun 20	USD	Current Account
Jun 20	USD	Housing Starts
Jun 20	EUR	Consumer Confidence
Jun 20	USD	Crude Oil Inventories
Jun 21	EUR	French Flash Manufacturing PMI
Jun 21	EUR	French Flash Services PMI
Jun 21	EUR	German Flash Manufacturing PMI
Jun 21	EUR	German Flash Services PMI
Jun 21	EUR	Flash Manufacturing PMI
Jun 21	EUR	Flash Services PMI
Jun 21	USD	Flash Manufacturing PMI
Jun 21	USD	Flash Services PMI
Jun 21	USD	Existing Home Sales



DISCLAIMER

KEDIA ADVISORY

This Report is prepared and distributed by Kedia Stocks & Commodities Research Pvt Ltd. Our SEBI REGISTRATION NUMBER - INH000006156. for information purposes only. The recommendations, if any, made herein are expressions of views and/or opinions and should not be deemed or construed to be neither advice for the purpose of purchase or sale through KSCRPL nor any solicitation or offering of any investment /trading opportunity. These information/opinions/ views are not meant to serve as a professional investment guide for the readers. No action is solicited based upon the information provided herein. Recipients of this Report should rely on information/data arising out of their own investigations. Readers are advised to seek independent professional advice and arrive at an informed trading/investment decision before executing any trades or making any investments. This Report has been prepared on the basis of publicly available information, internally developed data and other sources believed by KSCRPL to be reliable. KSCRPL or its directors, employees, affiliates or representatives do not assume any responsibility for or warrant the accuracy, completeness, adequacy and reliability of such information/opinions/ views. While due care has been taken to ensure that the disclosures and opinions given are fair and reasonable, none of the directors, employees, affiliates or representatives of KSCRPL shall be liable for any direct, indirect, special, incidental, consequential, punitive or exemplary damages, including lost profits arising in any way whatsoever from the information/opinions/views contained in this Report. The possession, circulation and/or distribution of this Report may be restricted or regulated in certain jurisdictions by appropriate laws. No action has been or will be taken by KSCRPL in any jurisdiction (other than India), where any action for such purpose (s) is required. Accordingly, this Report shall not be possessed, circulated and/ or distributed in any such country or jurisdiction unless such action is in compliance with all applicable laws and regulations of such country or jurisdiction. KSCRPL requires such a recipient to inform himself about and to observe any restrictions at his own expense, without any liability to KSCRPL. Any dispute arising out of this Report shall be subject to the exclusive jurisdiction of the Courts in India.

KEDIA ADVISORY

KEDIA STOCKS & COMMODITIES RESEARCH PVT LTD

Mumbai, India

SEBI REGISTRATION NUMBER - INH000006156

For more details, please contact: +91 93234 06035 / 96195 51022

Email: info@kediaadvisory.com

Regd.Off.: 1, 2, 3 & 4, 1st Floor, Tulip Bldg, Flower Valley Complex, Khadakpada Circle,
Kalyan-(W), Mumbai-421301